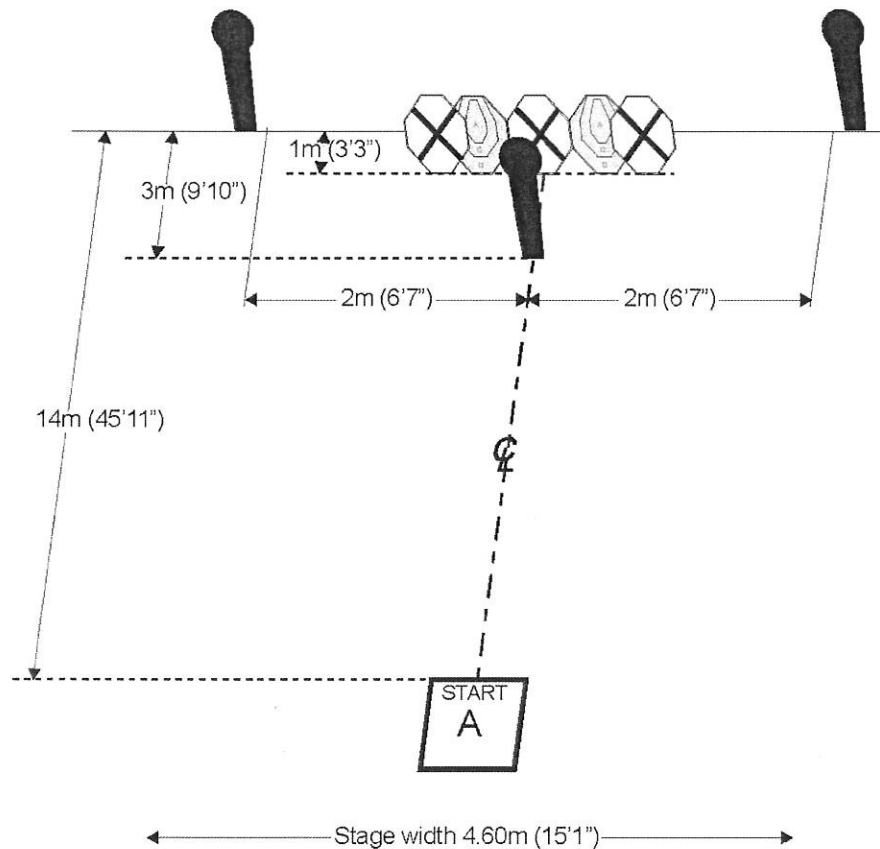


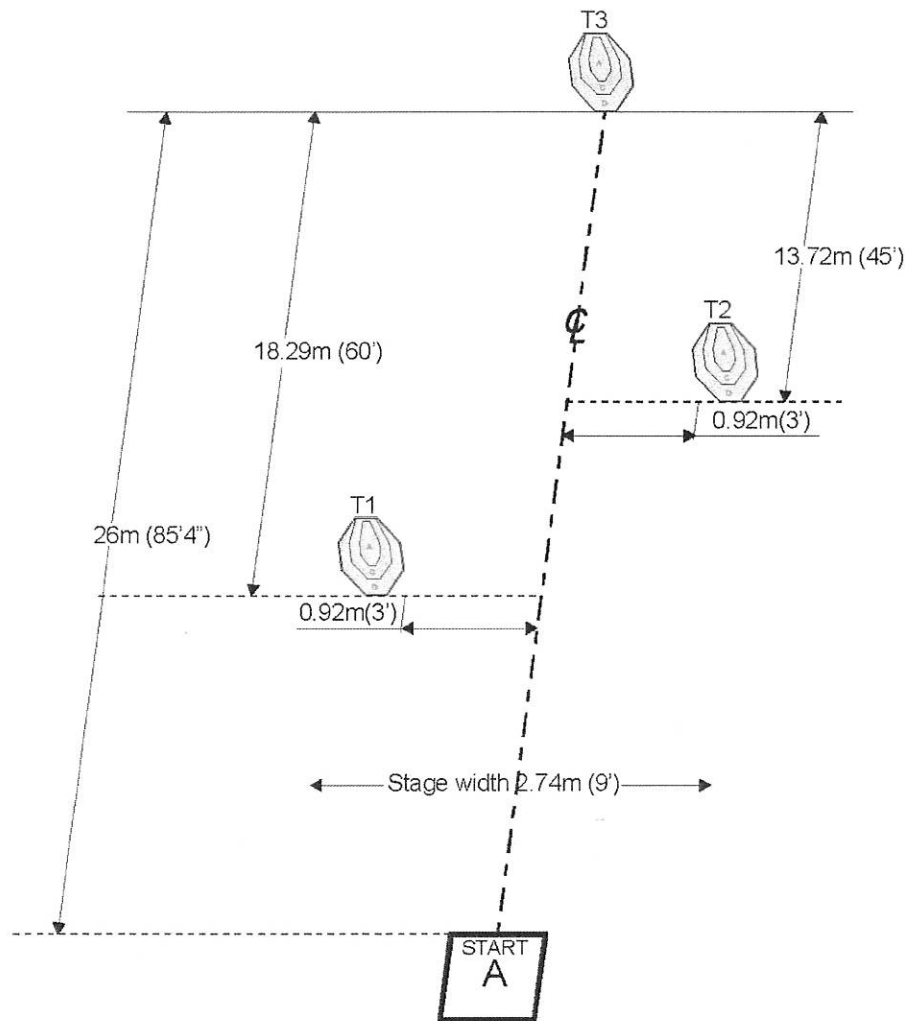


CLC-01



Type of Course:	Short Course
Targets (type & number):	2 IPSC Targets, 3 IPSC Popper, 3 No Shoots
No. of rounds to be scored:	7
Maximum points:	35
Start position:	Standing relaxed in area 'A', facing downrange with both hands relaxed by sides.
Handgun ready condition:	Handgun loaded and holstered.
Procedure:	After the audible start signal engage targets, strong hand only, from within the designated area 'A'.
Setup Notes:	Set IPSC Targets/No Shoots to 1.52m (5') to the top of the targets. Area 'A' is 1m (3'3") by 1m (3'3").

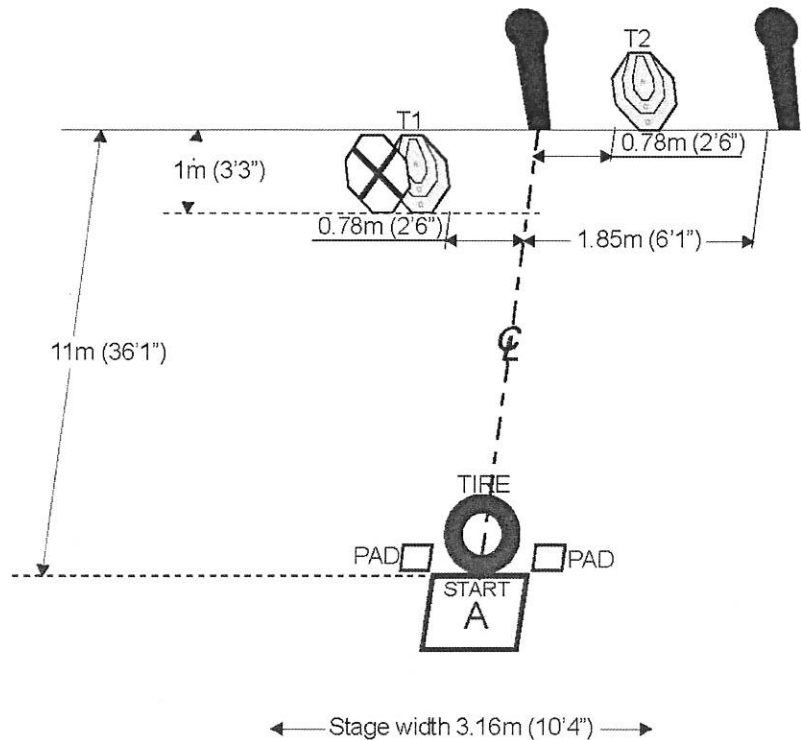




Type of Course:	Medium Course
Targets (type & number):	3 IPSC Targets
No. of rounds to be scored:	18
Maximum points:	90
Start position:	Standing relaxed in area 'A', with both wrists above respective shoulders.
Handgun ready condition:	Handgun loaded and holstered.
Procedure:	After the audible start signal engage target T3 only with six rounds from within the designated area 'A', make a mandatory reload and engage target T2 with six rounds from within the designated area 'A'. Perform another mandatory reload and engage target T1 with six rounds, strong hand only, from within the designated area 'A'.
Setup Notes:	Set IPSC Targets to 1.52m (5') to the top of the targets. Area 'A' is 0.92m (3') by 0.92m (3').



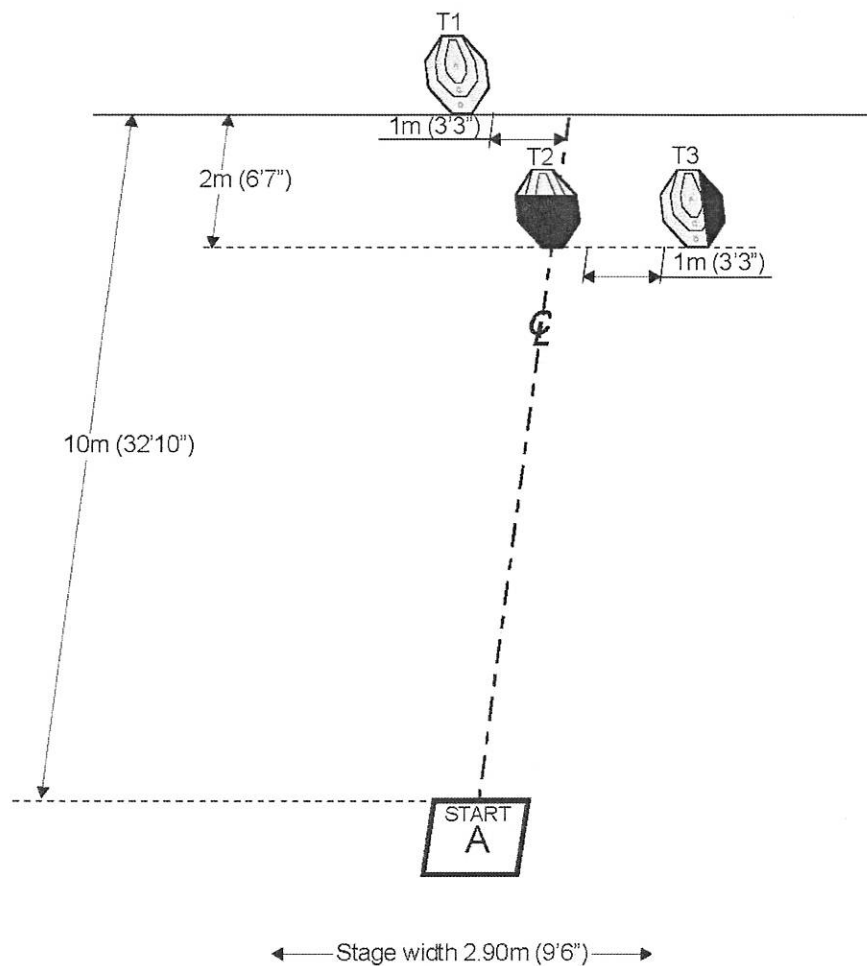
CLC-31



Type of Course:	Short Course
Targets (type & number):	2 IPSC Targets, 2 IPSC Popper, 1 No Shoot
No. of rounds to be scored:	6
Maximum points:	30
Start position:	Kneeling with at least one knee touching the ground in area 'A'. Facing downrange with both hands on top of a car tire which is standing upright.
Handgun ready condition:	The loaded handgun will be placed on a pad on the ground on either side of the tire. The handgun is pointing downrange.
Procedure:	After the audible start signal, using the weak hand only, engage targets, weak hand only, from within the designated area 'A'.
Setup Notes:	Set IPSC Targets/No Shoot to 1.52m (5') to the top of the targets. Area 'A' is 0.92m (3') by 0.92m (3'). The car tire is not rimmed and is from a minimum of 14 inches rim.



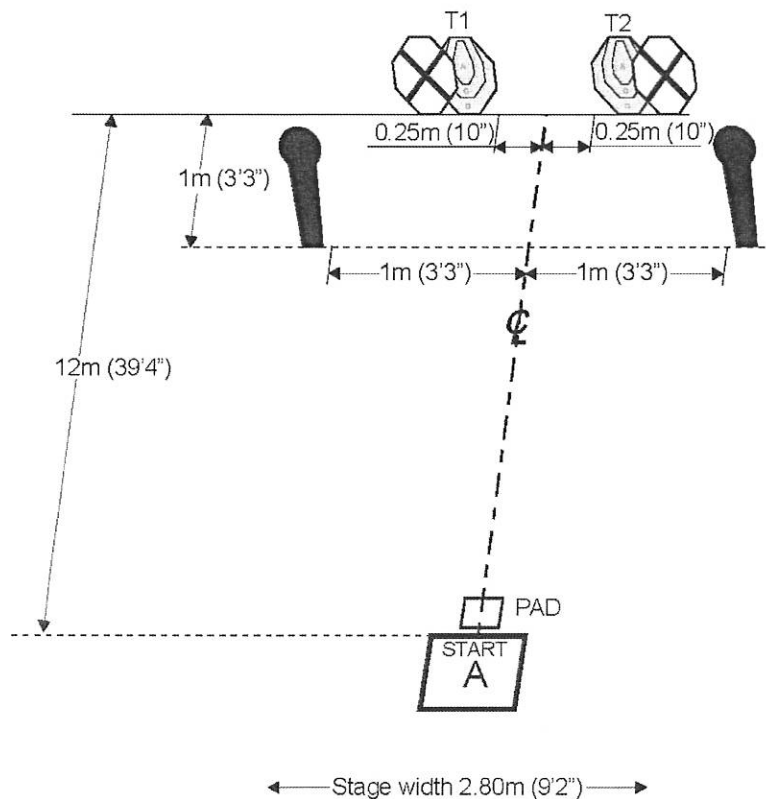
CLC-33




Type of Course:	Short Course
Targets (type & number):	3 IPSC Targets
No. of rounds to be scored:	6
Maximum points:	30
Start position:	Standing relaxed in area 'A', facing downrange with both hands relaxed by sides.
Handgun ready condition:	Handgun loaded and holstered.
Procedure:	After the audible start signal engage targets, strong hand only, from within the designated area 'A'.
Setup Notes:	Set IPSC Targets to 1.52m (5') to the top of the targets. Area 'A' is 0.92m (3') by 0.92m (3'). Hard cover on IPSC Target T2 covers from notch to notch, as shown. Hard cover on IPSC Target T3 is in line with the 'A'-zone scoring line.



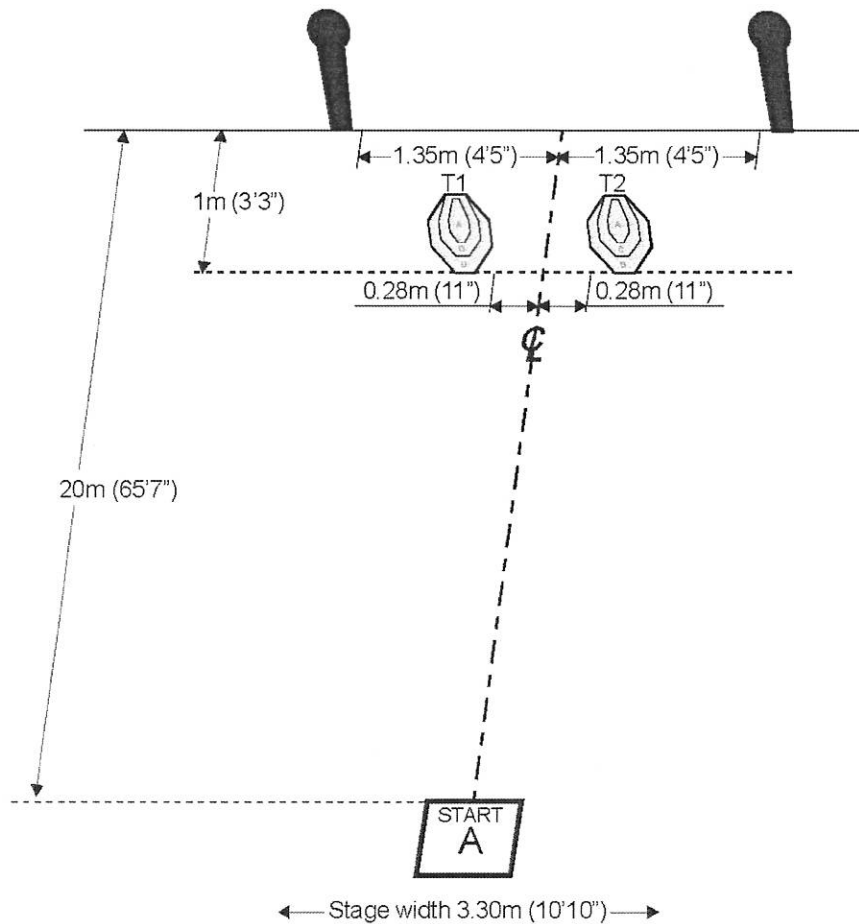
CLC-35



Type of Course:	Short Course
Targets (type & number):	2 IPSC Targets, 2 IPSC Popper, 2 No Shoots
No. of rounds to be scored:	6
Maximum points:	30
Start position:	Standing relaxed in area 'A', facing downrange with both hands relaxed by sides. All magazines will be placed on a pad on the ground in front of the competitor.
Handgun ready condition:	Unloaded handgun placed on the pad, muzzle pointing downrange.
Procedure:	After the audible start signal engage targets from within the designated area 'A'.
Setup Notes:	Set IPSC Targets/No Shoots to 1.52m (5') to the top of the targets. Area 'A' is 0.92m (3') by 0.92m (3').



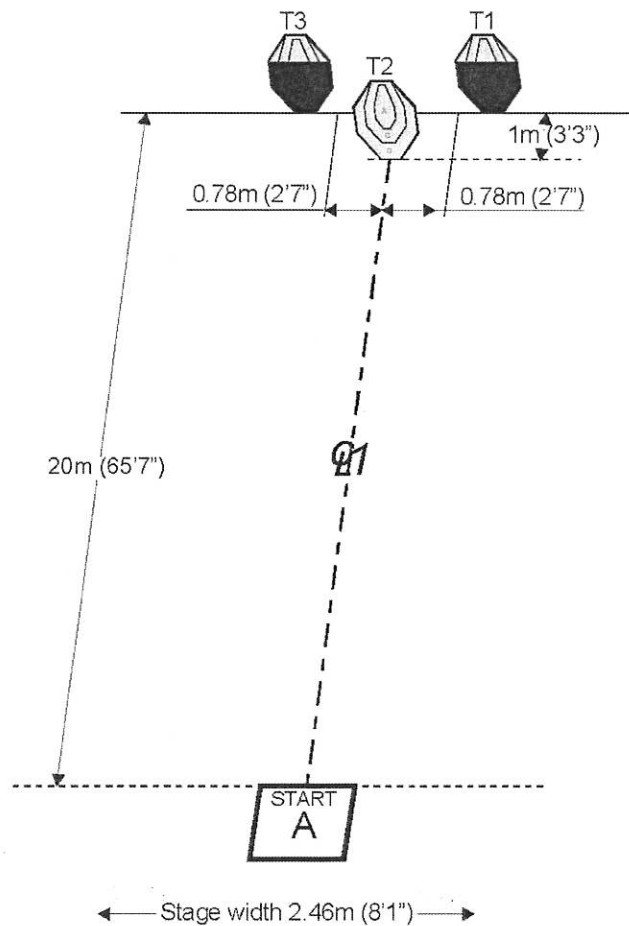
CLC-47



Type of Course:	Short Course
Targets (type & number):	2 IPSC Targets, 2 IPSC Popper
No. of rounds to be scored:	6
Maximum points:	30
Start position:	Standing relaxed in area 'A', facing downrange with both hands relaxed by sides.
Handgun ready condition:	Handgun loaded and holstered.
Procedure:	After the audible start signal engage targets, strong hand only, from within the designated area 'A'.
Setup Notes:	Set IPSC Targets to 1.52m (5') to the top of the targets. Area 'A' is 0.92m (3') by 0.92m (3').



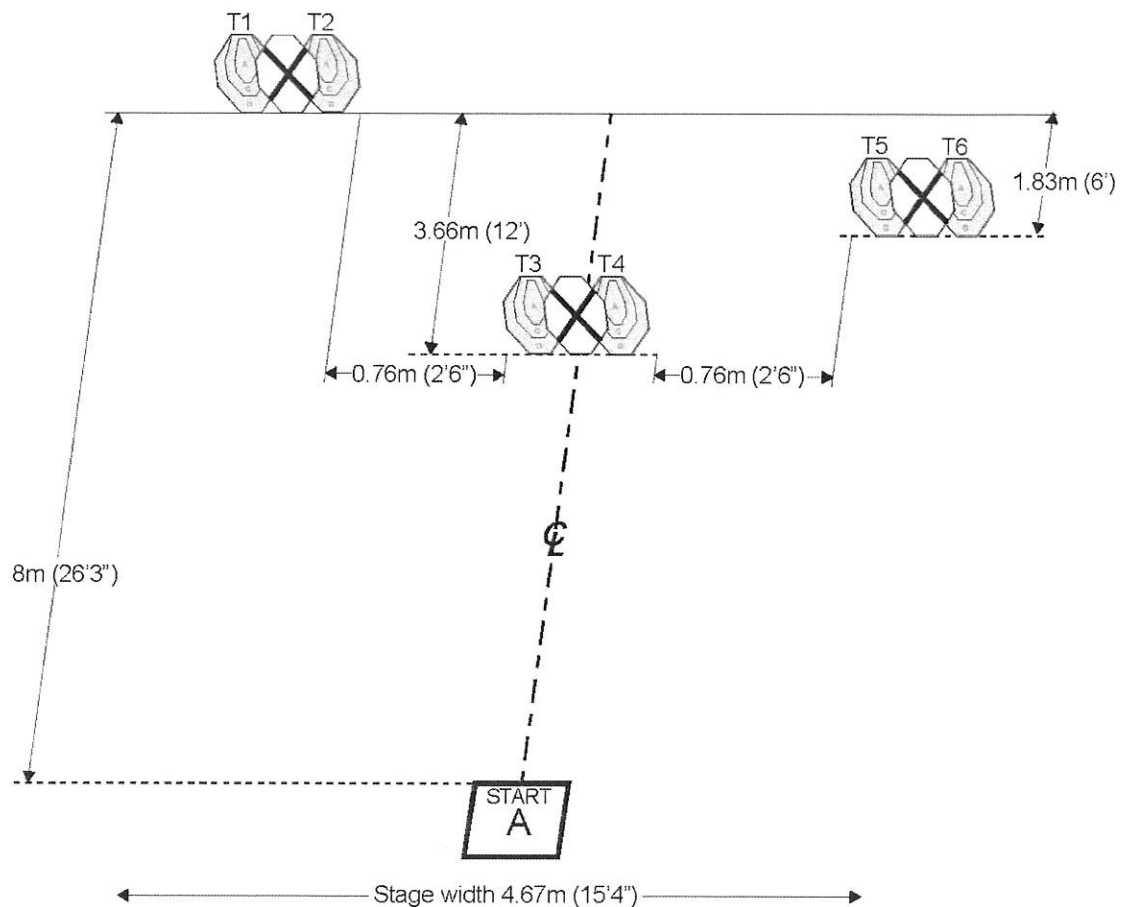
CLC-51




Type of Course:	Short Course
Targets (type & number):	3 IPSC Targets
No. of rounds to be scored:	6
Maximum points:	30
Start position:	Standing relaxed in area 'A', facing downrange with both hands relaxed by sides.
Handgun ready condition:	Handgun loaded and holstered.
Procedure:	After the audible start signal engage targets from within the designated area 'A'.
Setup Notes:	Set IPSC Targets to 1.52m (5') to the top of the targets. Area 'A' is 0.92m (3') by 0.92m (3'). Hard cover on IPSC Targets T1 and T3 cover from notch to notch, as shown.



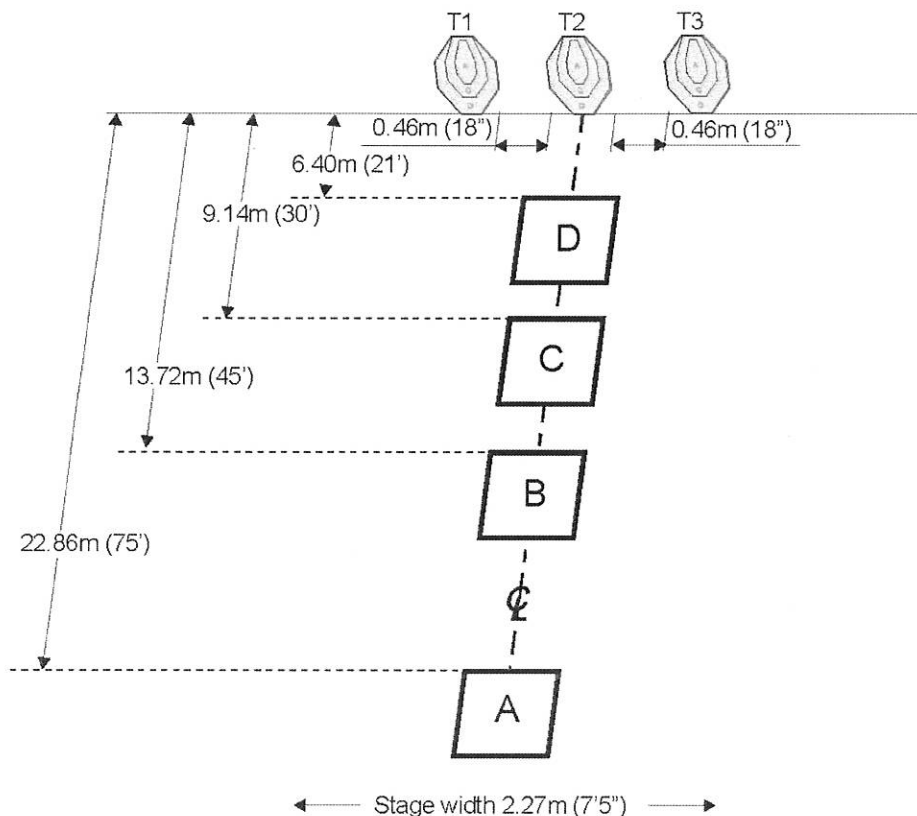
CLC-59



Type of Course:	Short Course
Targets (type & number):	6 IPSC Targets, 3 No Shoots
No. of rounds to be scored:	12
Maximum points:	60
Start position:	Standing relaxed in area 'A', facing downrange with both hands relaxed by sides.
Handgun ready condition:	Handgun loaded and holstered.
Procedure:	After the audible start signal engage all IPSC Targets with one round each from within the designated area 'A'. Then make a mandatory reload and engage all IPSC Targets with one round each from within the designated area 'A' again.
Setup Notes:	Set IPSC Targets T3 and T4 to 0.92m (3') high at top of the targets. Set IPSC Targets T1, T2, T5 and T6 to 1.52m (5') high at top of target. Set No Shoots so that they go from 'A-zone to 'A'-zone. No Shoot on IPSC Targets T3 and T4 is centered on center line. Area 'A' is 0.92m (3') by 0.92 (3').



CLC-69



Type of Course:	Medium Course
Targets (type & number):	3 IPSC Targets
No. of rounds to be scored:	24
Maximum points:	120
Start position:	Standing relaxed in area 'A', facing downrange with both hands relaxed by sides.
Handgun ready condition:	Handgun loaded and holstered.
Procedure:	After the audible start signal engage targets with a minimum of two rounds each from within the designated area 'A'. Then make a mandatory reload and engage targets with a minimum of two rounds each from within the designated area 'B'. Then make a mandatory reload and engage targets with a minimum of two rounds each from within the designated area 'C'. Then make another mandatory reload and engage targets with a minimum of two rounds each from within the designated area 'D'.
Setup Notes:	Set IPSC Targets to 1.52m (5') to the top of the targets. All areas are 0.92m (3') by 0.92m (3').