



# IPSCNL - Level I

## Stage 13

Course Designer: Rick Crane  
Rules: IPSC Handgun Rules, Latest Edition



**START POSITION:** Anywhere in Area A. Hands by sides.

**GUN READY CONDITION:** Loaded in holster

**STAGE PROCEDURE:** On the signal, engage targets as they become visible from within Area A.

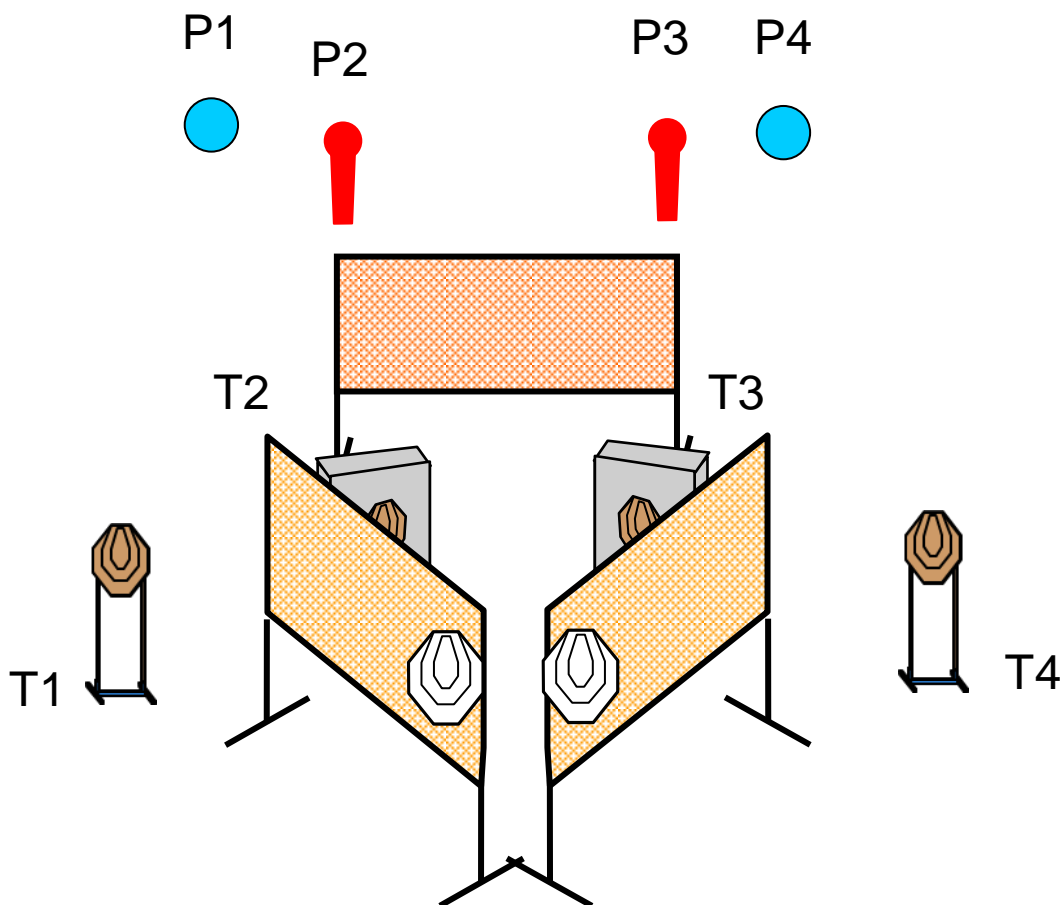
**SCORING:** Comstock, Short Course, 12 rounds, 60 pts

**TARGETS:** 4 paper, 4 steel

**SCORED HITS:** best 2 per paper, 5 pts for steel

**START-STOP:** On signal, last shot

**PENALTIES:** As per IPSC Handgun rules



**Setup Notes:** Posn 1 sees – T1, T2, T4 & P1. Posn 2 sees – T1, T3, T4 & P1. Posn 3 sees – T4 & P3, P4.  
Posn 4 sees – T1 & P1, P2.



# IPSCNL - Level I

## Stage 14

Course Designer: Rick Crane  
Rules: IPSC Handgun Rules, Latest Edition



**START POSITION:** Heels on XX's in Area A

**GUN READY CONDITION:** Loaded in holster

**STAGE PROCEDURE:** On the signal, engage targets as they become visible from within Area A.

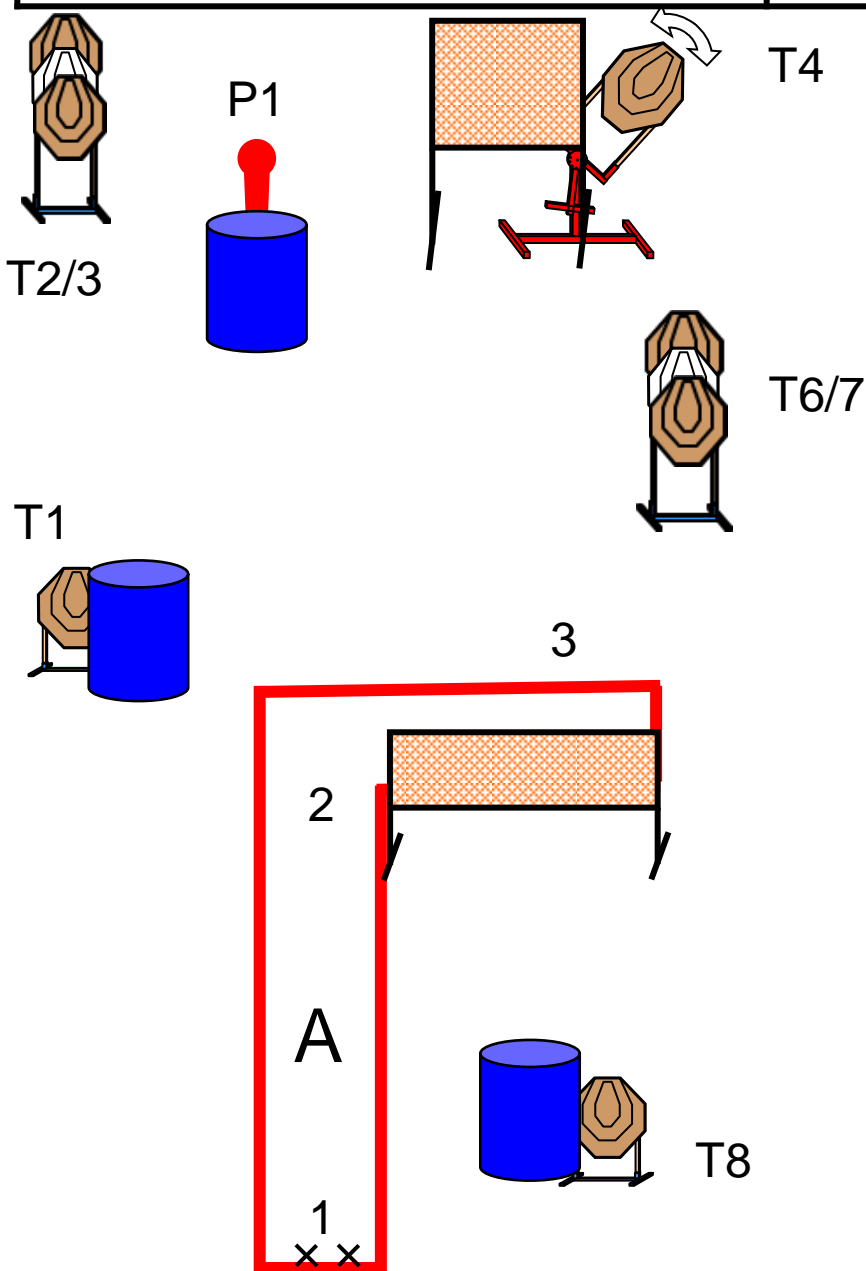
**SCORING:** Comstock, Med Course, 15 rounds, 75 pts

**TARGETS:** 7 paper, 1 mini paper

**SCORED HITS:** best 2 per paper, 5 pts for steel

**START-STOP:** On signal, last shot

**PENALTIES:** As per IPSC Handgun rules



**Setup Notes:** Posn 1 sees – T1, T2/3 & T8. Posn 2 sees – T2/3 & T6/7. Posn 3 sees – T2/3, T6/7, P1 & T5.



## IPSCNL - Level I

### Stage 15

Course Designer: Rick Crane  
Rules: IPSC Handgun Rules, Latest Edition



**START POSITION:** Anywhere in Area A

**GUN READY CONDITION:** Loaded in holster

**STAGE PROCEDURE:** On the signal, engage targets as they become visible from within Area A.

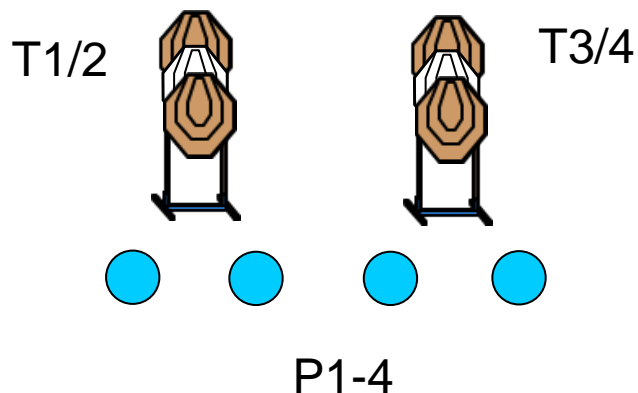
**SCORING:** Comstock, Short Course, 12 rounds, 60 pts

**TARGETS:** 4 mini paper, 4 steel

**SCORED HITS:** best 2 per paper, 5 pts for steel

**START-STOP:** On signal, last shot

**PENALTIES:** As per IPSC Handgun rules



A

**Setup Notes:** Posn 1 sees – T1, T2/3, P1 & P2. Posn 2 sees – T8/9 P1, P2 & P3. Posn 3 sees – T4/5 & T6/7. Posn 4 sees – T1, P1, P2, P3, P4 & P5.



## IPSCNL - Level I

### Stage 16

Course Designer: Rick Crane  
Rules: IPSC Handgun Rules, Latest Edition



**START POSITION:** Anywhere in Area A

**GUN READY CONDITION:** Loaded in holster

**STAGE PROCEDURE:** On the signal, engage T1-4 from Areas A, B, and C with one round per target. **NO STACKING!** Each box must be shot as follows:

Box A – Weak hand only

Box B – Freestyle

Box C – Strong hand only



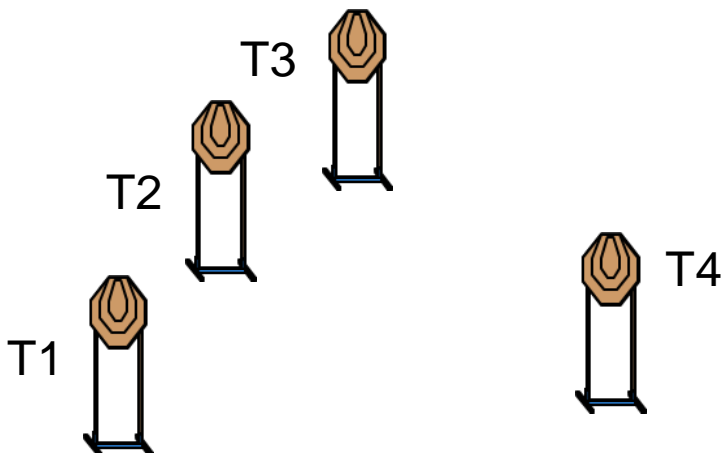
**SCORING:** Comstock, Short Course, 12 rounds, 60 pts

**TARGETS:** 4 MINI paper

**SCORED HITS:** best 3 per paper

**START-STOP:** On signal, last shot

**PENALTIES:** As per IPSC Handgun rules



**Setup Notes:** Boxes are located ~ 5' apart from outside edge to edge. Targets distance are as follows; approximately from front of Box B. T1- 8', T2- 12', T3- 15', T4- 10'.



# IPSCNL - Level I

## Stage 17

Course Designer: Rick Crane  
Rules: IPSC Handgun Rules, Latest Edition



**START POSITION:** Toes on XX's in Area A

**GUN READY CONDITION:** Un-Loaded in holster. All mags on table.

**STAGE PROCEDURE:** On the signal, engage targets as they become visible from within Area A.

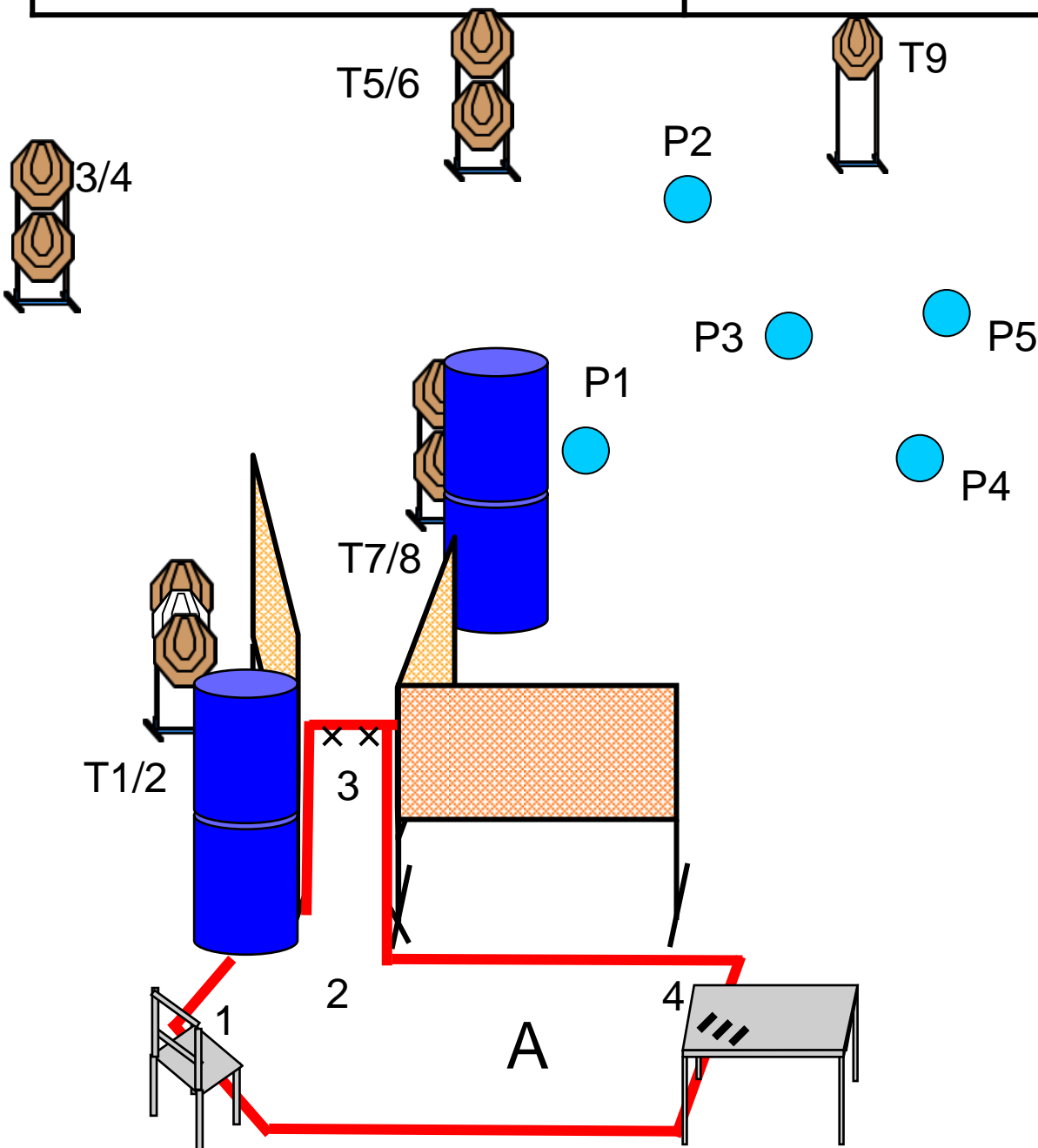
**SCORING:** Comstock, Med Course, 23 rounds, 115 pts

**TARGETS:** 9 paper, 5 steel

**SCORED HITS:** best 2 per paper, 5 pts for steel

**START-STOP:** On signal, last shot

**PENALTIES:** As per IPSC Handgun rules



**Setup Notes:** Posn 1 sees – T1/2, T3/4. Posn 2 sees – T5/6. Posn 3 sees – T3/4, T5/6, T7/8 and 2 plates (P3 & P5). Posn 4 sees – T5/6, T9 & P1, P2, P3, P4 & P5.



## Stage 17(A)

**Course Designer: Rick Crane**  
**Rules: IPSC Handgun Rules, Latest Edition**

**START POSITION:** Toes on XX's in Area A

**GUN READY CONDITION: Un-Loaded in holster. All mags on table.**

**STAGE PROCEDURE:** On the signal, engage targets as they become visible from within Area A.

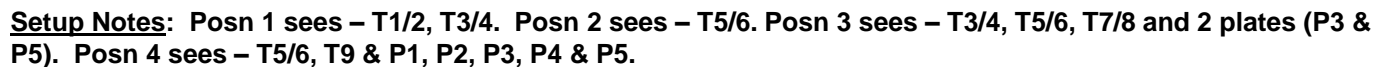
**SCORING: Comstock, Long Course, 31 rounds, 155 pts**

**TARGETS:** 13 paper, 5 steel

**SCORED HITS:** best 2 per paper, 5 pts for steel

**START-STOP:** On signal, last shot

**PENALTIES:** As per IPSC Handgun rules





## IPSCNL - Level I

### Stage 18

Course Designer: Rick Crane  
Rules: IPSC Handgun Rules, Latest Edition



**START POSITION:** Seated on chair – back touching the upright portion of the chair.

**GUN READY CONDITION:** Loaded in holster.

**STAGE PROCEDURE:** On the signal, engage targets as they become visible from within Area A.

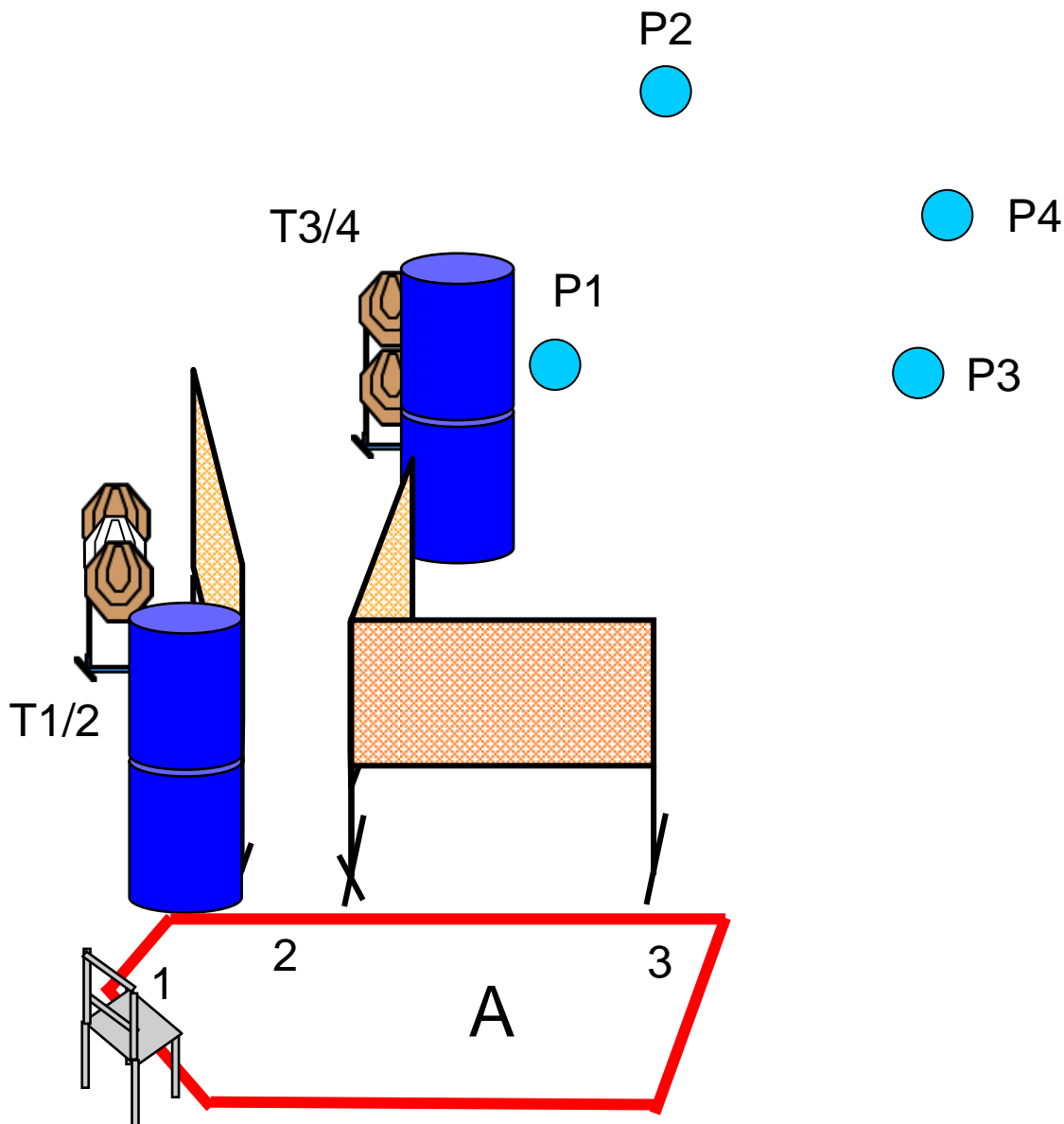
**SCORING:** Comstock, Short Course, 12 rounds, 60 pts

**TARGETS:** 4 paper, 4 steel

**SCORED HITS:** best 2 per paper, 5 pts for steel

**START-STOP:** On signal, last shot

**PENALTIES:** As per IPSC Handgun rules



**Setup Notes:** Posn 1 sees – T1/2, T3/4. Posn 2 sees – T5/6. Posn 3 sees – T3/4, T5/6, T7/8 and 2 plates (P3 & P5). Posn 4 sees – T5/6, T9 & P1, P2, P3, P4 & P5.